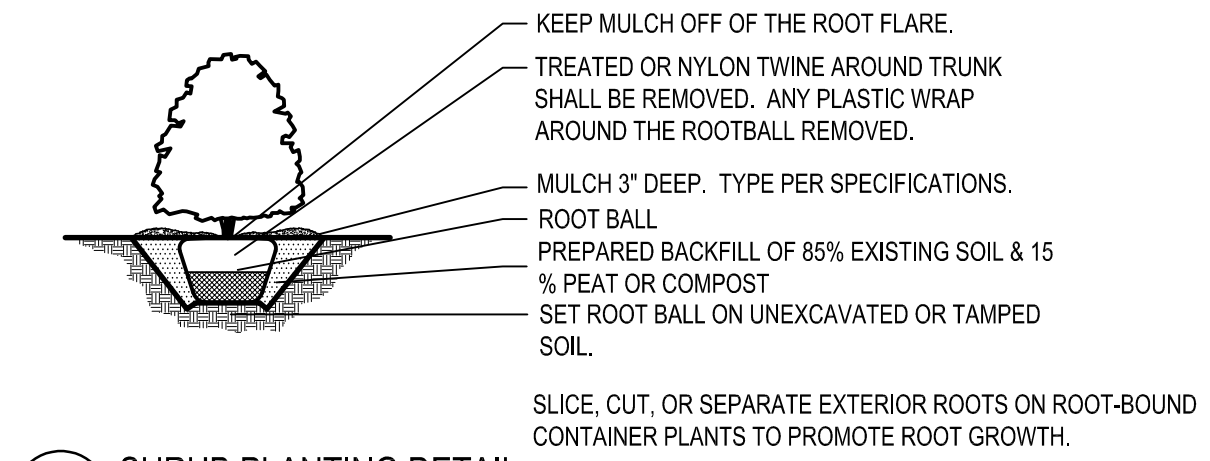


Mirror Planting Arrangement from east side if additional monument sign is added

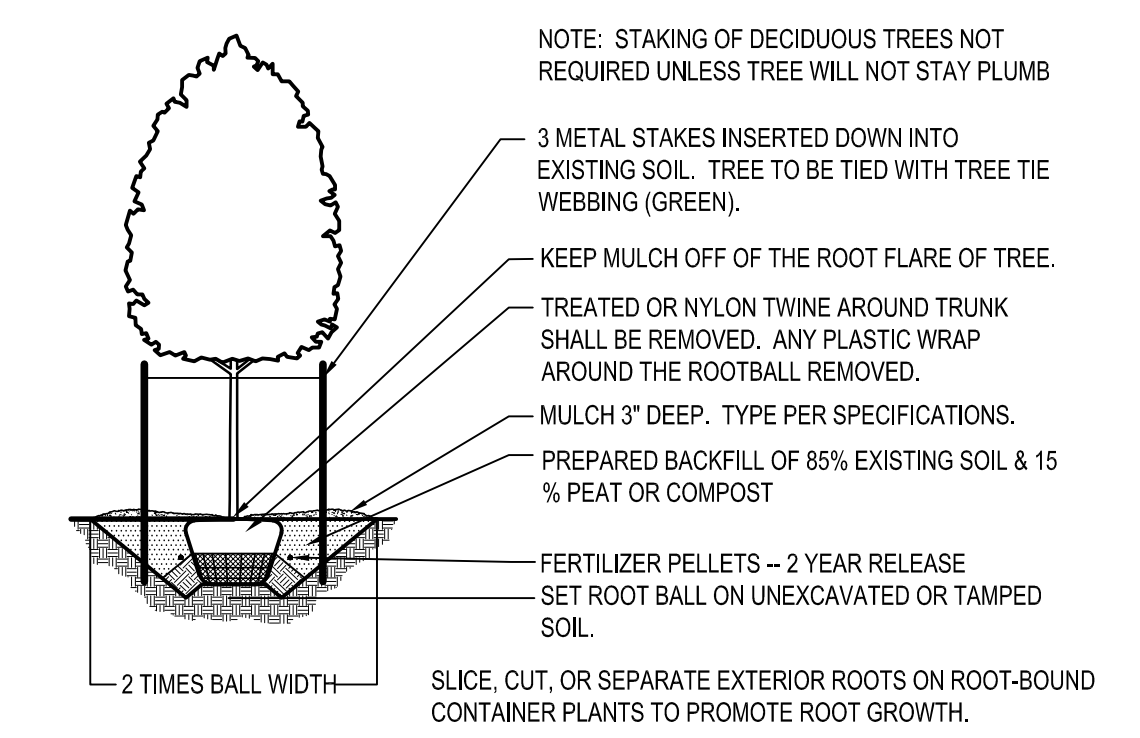
Symbol	Botanical Name	Common Name	Size
<b>Trees</b>			
AGAB	Amelanchier x grandiflora 'Autumn Brilliance'	Autumn Brilliance Serviceberry	5-6'
HV	Hamamelis vernalis	Spring Witch Hazel	4-5'
LTEC	Liriodendron tulipifera 'Emerald City'	Emerald City Tulip Tree	2"
PHL	Pinus heldreichii var. leucodermis	Bosnian Pine	5-6'
QRB	Quercus robur x bicolor 'Nadler'	Kindred Spirit Oak	2"
SRIS	Syringa reticulata 'Ivory Silk'	Ivory Silk Lilac	2"
TCG	Tilia cordata 'Glenleven'	Glenleven Linden	2"
<b>Shrubs</b>			
HPR	Hydrangea paniculata 'Rensun'	Strawberry Sundae Hydrangea	#3
JCDF	Juniperus chinensis 'Daubs Frosted'	Daubs Frosted Juniper	#3
<b>Perennial</b>			
NCM	Nepeta x faassenii 'Cat's Meow'	Cat's Meow Catmint	#1
RFV	Rudbeckia fulgida 'Viettes Little Suzy'	Viettes Little Suzy Balck-eyed Susan	#1

LOCATE ALL UNDERGROUND UTILITIES PRIOR TO DIGGING. SHRUB PIT WIDTH TO BE TWO TIMES THE WIDTH OF THE ROOT BALL. PRUNE OFF ALL DEAD, BROKEN OR SCARRED BRANCHES, AND SHAPE PRUNE AS DIRECTED BY THE LANDSCAPE ARCHITECT. LOCATE ROOT FLARE IN ROOT BALL AND SET SHRUB HEIGHT SO THAT ROOT FLARE IS FLUSH OR SLIGHTLY HIGHER THAN FINISH GRADE DEPENDING ON EXISTING SOIL CONDITIONS. WATER IN THE PLANTING MIX THOROUGHLY, WHILE KEEPING THE SHRUB PLUMB. STRAIGHTEN SHRUB IF SETTLING OCCURS. MULCH LIMITS FOR SHRUBS TO EXTEND TO ALL EDGES OF PLANTING BEDS. SEE PLANS FOR BED LAYOUTS.



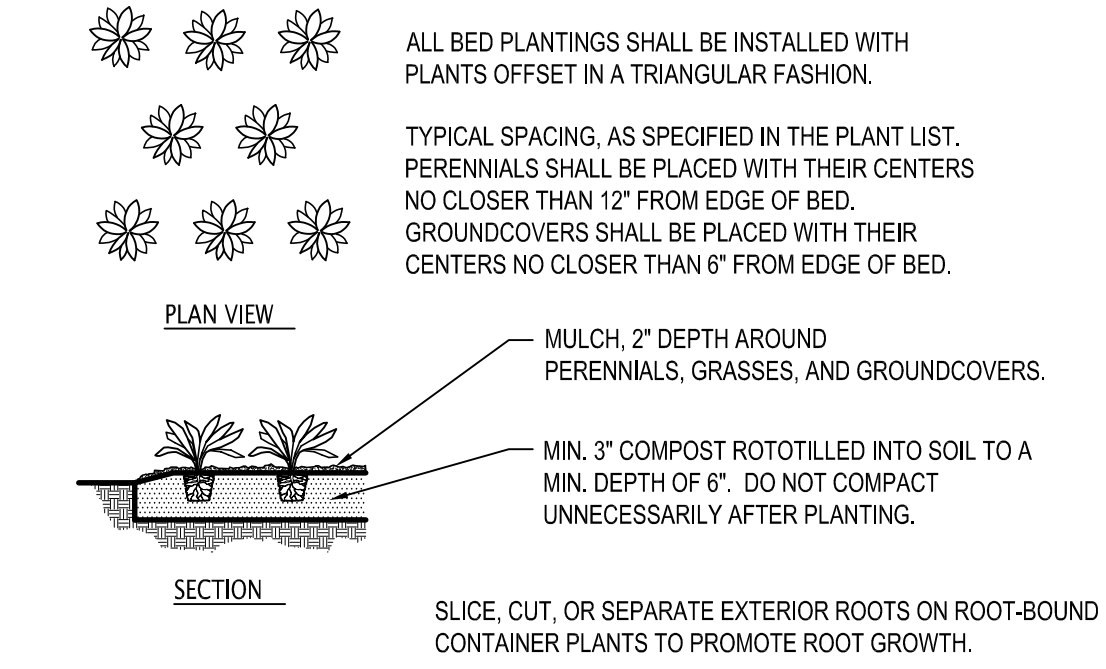
1 SHRUB PLANTING DETAIL  
NOT TO SCALE

LOCATE ALL UNDERGROUND UTILITIES PRIOR TO DIGGING. TREE PIT WIDTH TO BE TWO TIMES THE WIDTH OF THE ROOT BALL. PRUNE OFF ALL DEAD, BROKEN OR SCARRED BRANCHES, AND SHAPE PRUNE AS DIRECTED BY THE LANDSCAPE ARCHITECT. LOCATE ROOT FLARE IN ROOT BALL AND SET TREE HEIGHT SO THAT ROOT FLARE IS FLUSH OR SLIGHTLY HIGHER THAN FINISH GRADE DEPENDING ON EXISTING SOIL CONDITIONS. WATER IN THE PLANTING MIX THOROUGHLY, WHILE KEEPING THE TREE PLUMB. STRAIGHTEN TREE IF SETTLING OCCURS.



2 DECIDUOUS & EVERGREEN TREE PLANTING DETAIL  
NOT TO SCALE

LOCATE ALL UNDERGROUND UTILITIES PRIOR TO DIGGING. AMEND PLANTING BED SOIL WITH COMPOST PRIOR TO PLANT INSTALLATION. BED HEIGHT IS TO BE 2\"/>



3 PERENNIAL, GROUNDCOVER, AND ANNUAL PLANTING DETAIL  
NOT TO SCALE

**NORTH**

GRAPHIC SCALE

( IN FEET )  
1 inch = 20 ft.

HOLEY MOLEY SAYS  
"DIG SAFELY"


"IT'S THE LAW"  
CALL 2 WORKING DAYS BEFORE YOU DIG  
1-800-382-5544  
CALL TOLL FREE  
PER INDIANA STATE LAW ICB-1-26,  
IT IS AGAINST THE LAW TO EXCAVATE  
WITHOUT NOTIFYING THE UNDERGROUND  
LOCATION SERVICE TWO (2) WORKING  
DAYS BEFORE COMMENCING WORK.

This Drawing and Design is the Property of Hubinger Landscaping Corp. and is not to be reproduced or used without the permission of Hubinger Landscaping Corp.

Notes:  
Stand alone trees and Landscape Areas to have Shredded Hardwood Bark Mulch 3" Deep w/ Pre-emergent herbicide and have spade dug edge.

All disturbed lawn areas to be restored w/ 4" of topsoil, Seed w/ HLC Sunny Mix or approved equal w/ DS-75 Erosion Control Blanket.

Starter fertilizer to be applied at installation and post fertilizer application applied 30-45 days later with a minimum of 1# of Nitrogen per 1000 SF and 50% being slow release.



Revisions:	Date

**HUBINGER**  
Landscaping  
Corp.

210 East 113th Avenue  
Crown Point, Indiana  
Phone: 219-662-9911  
www.hubingers.com

ANYTIME FITNESS  
LOWELL, IN

Drawn By:	LBK/SAS	L1.0
Date:	11/25/24	
Scale:	1:20	